

# **3M** | Glass Finishes

**3M™ FASARA™ Glass Finishes**

**3M™ DI-NOC™ Glass Finishes**

**3M™ Dichroic Glass Finishes**

**3M™ Crystal Dusted and Frosted Glass Finishes**

2024



Signalétique  
Vitrophanie  
Enseigne

CONCEPTION SUR MESURE | FABRICATION FRANÇAISE | DÉPLOIEMENT NATIONAL

01 47 36 60 00 | [contact@3ds.fr](mailto:contact@3ds.fr)

# 3M™ Glass Finishes

With over 100+ unique designs, patterns and textures, 3M™ Glass Finishes give you an easy way to add that extra element of design to your space.

At 3M we offer a variety of portfolios to choose from — each developed with a specific design need in mind, including: 3M™ FASARA™ Glass Finishes, 3M™ DI-NOC™ Glass Finishes, 3M™ Crystal Dusted and Frosted Glass Finishes, and 3M™ Dichroic Glass Finishes.

Our glass finish films are ideal for privacy and decorative applications in offices, hotels, retail stores, restaurants, healthcare environments, and designed for ease of application and cleaning.



**Entrances**



**Glass Railings**



**Partitions**




**Staircases**



**Windows**



**Conference Rooms**



**Doors**



**Corridors**

# 3M™ FASARA™ Glass Finishes

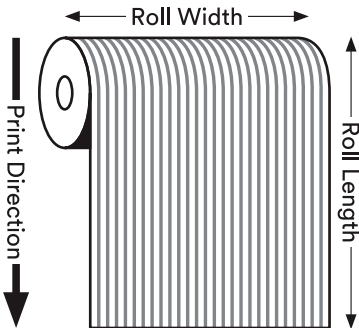
- ▶ Made from a durable polyester film with a pressure-sensitive adhesive backing
- ▶ Capture the look of custom etched, cut or sandblasted glass
- ▶ Choose from a variety of patterns created in collaboration with leading designers from across the globe
- ▶ Tailor the light, privacy and style of your space
- ▶ Whiteboard WH-111G can turn any glass surface into a writable, erasable canvas
- ▶ 3M™ FASARA™ Glass Finishes products\* manufactured after September 2024 have a polyester release liner made from 94% recycled content



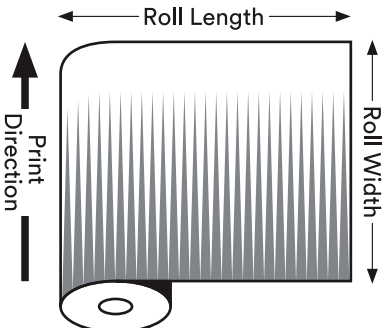
\*The following products do not have this liner: 3M™ FASARA™ Glass Finishes SH2MAML, SH2SSIM-W, SH2SSIM-S, 3M™ FASARA™ Whiteboard Film WH-111G, 3M™DI-NOCTM Glass Finishes products, 3M™Dichroic Glass Finishes products, and 3M™ Crystal Dusted and Frosted Glass Finishes products.

## Print Direction

Print direction runs down the length of the roll for most designs that are not Gradation.



Print direction runs across the width of the roll for most Gradations.




## Gradation Transmission

No print  
Clear Film  
(Most Transparent)

Lower % Transmission  
Pattern Area  
(Least Transparent)



For Gradations, percent is an estimate of Visible Light Transmission for the most transparent and least transparent sections of the pattern. These values are typical but not warranted.



Rollup sheet products such as Illumina Seamless and Illumina Silky Gradations are provided in single sheets with the print direction down the sheet length, wound on a small roll.

## 3M™ DI-NOC™ Glass Finishes

- ▶ Provides durable glass surfaces with a dimensional appearance
- ▶ Apply under glass surfaces including walls, panels, table tops, shelves, fixtures and more
- ▶ Available in opaque designs such as abstract, stone, fabric, woodgrain and metallic



## 3M™ Crystal Dusted and Frosted Glass Finishes

- ▶ Achieve the look of sandblasted or etched glass
- ▶ Create custom cut shapes to promote your brand and design
- ▶ Provide privacy in interior or exterior spaces while keeping an open feel



## 3M™ Dichroic Glass Finishes

- ▶ Create dynamic, color-shifting appearance in cool or warm tones influenced by the environment
- ▶ Apply film on exterior or interior glass surfaces
- ▶ Transparent dichroic color effect changes color when viewed from different angles



# Contents

## 3M™ FASARA™ Glass Finishes

	Pg.	Pattern Name	Product Code	width	length	same color
Gradation						
NEW	7	Mist-W	SH2FGMI-W	60 in. (1524mm)	98.4 ft. (30m)	—
NEW	7	Mist-S	SH2FGMI-S	60 in. (1524mm)	98.4 ft. (30m)	—
NEW	7	Mist-PR	SH2FGMI-PR	60 in. (1524mm)	98.4 ft. (30m)	—
NEW	9	Pop-W	SH2FGPP-W	60 in. (1524mm)	98.4 ft. (30m)	—
NEW	9	Pop-S	SH2FGPP-S	60 in. (1270mm)	98.4 ft. (30m)	—
NEW	9	Oval	SH2FGOV	60 in. (1524mm)	98.4 ft. (30m)	—
NEW	9	Sand	SH2FGSD	60 in. (1524mm)	98.4 ft. (30m)	—
	9	Cloud	SH2FGCL	60 in. (1524mm)	98.4 ft. (30m)	—
	9	Cloud Narrow	SH2FGCN	50 in. (1270mm)	98.4 ft. (30m)	—
	9	Cloud Narrow Light Gray	SH2FGCNL	50 in. (1270mm)	98.4 ft. (30m)	—
	9	Cloud Narrow Blue Gray	SH2FGCNB	50 in. (1270mm)	98.4 ft. (30m)	—
	9	Cloud Narrow Dark Gray	SH2FGCND	50 in. (1270mm)	98.4 ft. (30m)	—
	11	Illumina Silky-W	SH2SSIM-W	50/60 in. (1270/1524mm)	9.6 ft. (2.95m)	—
	11	Illumina Silky-S	SH2SSIM-S	50/60 in. (1270/1524mm)	6.5 ft. (1.98m)	—
NEW	11	Illumina Seamless-W2	SH2SSIM-W2	60 in. (1524mm)	9.8 ft. (3m)	—
NEW	11	Illumina Seamless-S2	SH2SSIM-S2	60 in. (1524mm)	9.8 ft. (3m)	—
NEW	11	Illumina Seamless-PR	SH2SSIM-PR	60 in. (1524mm)	9.8 ft. (3m)	—
	13	Illumina	SH2FGIM	50 in. (1270mm)	98.4 ft. (30m)	Luce
	13	Illumina <i>α</i>	SH4FGIMX	50 in. (1270mm)	82 ft. (25m)	—
	13	Illumina-PR	SH2FGIM-PR	60 in. (1524mm)	98.4 ft. (30m)	Luce
NEW	13	Illumina-g	SH2FGIM-G	50 in. (1270mm)	98.4 ft. (30m)	Glace
	13	Illumina Reflect	SH2SIIM	50 in. (1270mm)	98.4 ft. (30m)	—
	13	Illumina Black	SH2BKIM	50 in. (1270mm)	98.4 ft. (30m)	Opaque Black
	15	Aerina	SH2FGAR	50 in. (1270mm)	98.4 ft. (30m)	Cielo
	15	Sabrina	SH2FGSB	50 in. (1270mm)	98.4 ft. (30m)	Mare
	15	Lontano	SH2FGLO	50 in. (1270mm)	98.4 ft. (30m)	—
	15	Venetian	SH2FGVN	50 in. (1270mm)	98.4 ft. (30m)	Luce
	15	Diamond	SH2FGDM	50 in. (1270mm)	98.4 ft. (30m)	Luce
	15	Tsurugi	SH2FGTG	50 in. (1270mm)	98.4 ft. (30m)	—
Natural						
NEW	17	Shigure	SH2PTSG	50 in. (1270mm)	98.4 ft. (30m)	—
NEW	17	Shigure Gray	SH2GRSG	50 in. (1270mm)	98.4 ft. (30m)	—
NEW	17	Shigure Black	SH2BKSG	50 in. (1270mm)	98.4 ft. (30m)	—
NEW	17	Fibril	SH2PTFB	50 in. (1270mm)	98.4 ft. (30m)	—
NEW	17	Brushed	SH2FGBR	50 in. (1270mm)	98.4 ft. (30m)	—
NEW	17	Brushed Black	SH2BKBR	50 in. (1270mm)	98.4 ft. (30m)	—
NEW	19	Travertine	SH2FGTV	50 in. (1270mm)	98.4 ft. (30m)	—
NEW	19	Travertine Black	SH2BKTV	50 in. (1270mm)	98.4 ft. (30m)	—
NEW	19	Terrazzo	SH2FGTZ	50 in. (1270mm)	98.4 ft. (30m)	—

 For exterior applications

## 3M™ FASARA™ Glass Finishes

	Pg.	Pattern Name	Product Code	width	length	same color
NEW	19	Terrazzo Black	SH2BKTZ	50 in. (1270mm)	98.4 ft. (30m)	—
	Frost/Matte					
	21	Matte Crystal 2	SH2MACRX2	50 in. (1270mm)	98.4 ft. (30m)	—
	21	Matte Crystal-i	SH2MACR-I	50/60 in. (1270/1524mm)	98.4 ft. (30m)	—
	21	Fine Crystal	SH2FNCR	50/60 in. (1270/1524mm)	98.4 ft. (30m)	—
	21	Mare	SH2FGMR	50 in. (1270mm)	98.4 ft. (30m)	Sabrina
	21	Milky White	SH2MAML	40/50/60 in. (1016/1270/1524mm)	196.8 ft. (60m)	—
	21	Glace	SH2MAGL	50 in. (1270mm)	98.4 ft. (30m)	—
	21	Luce	SH2FGLU	50 in. (1270mm)	98.4 ft. (30m)	—
	21	Milky Crystal	SH2MLCRX	50 in. (1270mm)	98.4 ft. (30m)	—
	21	Milky Milky	SH2MAMM	50/60 in. (1270/1524mm)	98.4 ft. (30m)	—
	21	Lausanne	SH2EMLA	40/50 in. (1016/1270mm)	98.4 ft. (30m)	—
	21	Oslo	SH2EMOS	40/50/60 in. (1016/1270/1524mm)	98.4 ft. (30m)	—
	21	Essen	SH2EMES	50 in. (1270mm)	98.4 ft. (30m)	—
	21	Frost Matte	SH2FRMAX	50 in. (1270mm)	98.4 ft. (30m)	—
	21	Frost Sucre	SH2FRSCX	50 in. (1270mm)	98.4 ft. (30m)	—
	21	Chamonix	SH2EMCH	50 in. (1270mm)	98.4 ft. (30m)	—
	21	Cielo	SH2FGCE	50 in. (1270mm)	98.4 ft. (30m)	Aerina
	21	Opaque White	SH2MAOW	49.2 in. (1250mm)	98.4 ft. (30m)	—
	21	Whiteboard	WH-111-G	49.2 in. (1250mm)	98.4 ft. (30m)	—
Reflect/Hairline						
	23	Milky Milky Light Gray	SH2MAMML	50 in. (1270mm)	98.4 ft. (30m)	—
	23	Milky Milky Dark Gray	SH2MAMMD	50 in. (1270mm)	98.4 ft. (30m)	—
	23	Milky Milky Blue Gray	SH2MAMMB	50 in. (1270mm)	98.4 ft. (30m)	—
	23	Opaque Black	SH2BKOP	50 in. (1270mm)	98.4 ft. (30m)	Illumina Black
	23	Hairline Matte	SH2HLMA	48 in. (1219mm)	98.4 ft. (30m)	—
	23	Reflect	RE1SIAR	50 in. (1270mm)	98.4 ft. (30m)	—
	23	Chain Mesh Reflect	SH2SICMR	50 in. (1270mm)	98.4 ft. (30m)	Reflect
	23	Cross Hairline Matte	SH2CHMA	48 in. (1219mm)	98.4 ft. (30m)	—
	23	Cross Hairline Sucre	SH2CHSC	48 in. (1219mm)	98.4 ft. (30m)	—
	23	Cross Hairline Milky	SH2CHML	48 in. (1219mm)	98.4 ft. (30m)	—
	23	Frost Walnut	SH2PTFW	60 in. (1524mm)	98.4 ft. (30m)	—
	23	Frost Walnut Smoke	SH2PTFWS	60 in. (1524mm)	98.4 ft. (30m)	—
	23	Cross Hairline Matte Light Gray	SH2CHMAL	48 in. (1219mm)	98.4 ft. (30m)	—
Washi						
	25	Pyrgos	SH2PTPG	60 in. (1524mm)	98.4 ft. (30m)	—
	25	Straight Washi	SH2FGSW	50 in. (1270mm)	98.4 ft. (30m)	—
	25	Yamato	SH2PTYA	50 in. (1270mm)	98.4 ft. (30m)	—
	25	Altair	SH2FGAT	50 in. (1270mm)	98.4 ft. (30m)	—
	25	Vega	SH2FGVG	50 in. (1270mm)	98.4 ft. (30m)	—

Contents continued on next page >



3M™ FASARA™ Glass Finishes

Pg.	Pattern Name	Product Code	width	length	same color
25	Safu	SH2PTSF	50 in. (1270mm)	98.4 ft. (30m)	—
25	Sagano	SH2PTSA2	50 in. (1270mm)	98.4 ft. (30m)	—
25	Rikyu	SH2PTRK	50 in. (1270mm)	98.4 ft. (30m)	—
Fabric					
25	Sensai Linen	SH2FGSE	50 in. (1270mm)	98.4 ft. (30m)	—
25	Sensai Linen Champagne Gold	SH2CSSEC	50 in. (1270mm)	98.4 ft. (30m)	—
25	Grain Champagne Gold	SH2CSGC	50 in. (1270mm)	98.4 ft. (30m)	—
25	Linen	SH2FGLN	50 in. (1270mm)	98.4 ft. (30m)	—
25	Canvas	SH2FGCV	50 in. (1270mm)	98.4 ft. (30m)	—
25	Canvas Champagne Gold	SH2CSCVC	50 in. (1270mm)	98.4 ft. (30m)	—
25	Linen Crystal	SH2LNCR	50 in. (1270mm)	98.4 ft. (30m)	—
25	Buckram	SH2FGBU	50 in. (1270mm)	98.4 ft. (30m)	—
25	Weave Pearl	SH2EMWP	50 in. (1270mm)	98.4 ft. (30m)	—
25	Weave Pearl + Dark Gray	SH2EMWG	50 in. (1270mm)	98.4 ft. (30m)	—
25	Buckram Pearl + Gray	SH2FGBUG	50 in. (1270mm)	98.4 ft. (30m)	—
Border/Dot/Geometric					
27	Cut Glass	SH2CSC	50 in. (1270mm)	98.4 ft. (30m)	—
27	Cut Glass Pearl	SH2CSCP	50 in. (1270mm)	98.4 ft. (30m)	—
27	Astral Silver	SH2CSAS	50 in. (1270mm)	98.4 ft. (30m)	—
27	Vista	SH2FGVI	50 in. (1270mm)	98.4 ft. (30m)	Luce
27	Shizuku	SH2FGSK	50 in. (1270mm)	98.4 ft. (30m)	Luce
27	Kanon	SH2FGKN	50 in. (1270mm)	98.4 ft. (30m)	—
27	Luna 6	SH2PCL6	50 in. (1270mm)	98.4 ft. (30m)	Luce
27	Luna 9	SH2PCL9	50 in. (1270mm)	98.4 ft. (30m)	Luce
27	Lattice	SH2FGLT	50 in. (1270mm)	98.4 ft. (30m)	—
27	Slat	SH2FGSL	50 in. (1270mm)	98.4 ft. (30m)	Luce
27	Slat-g	SH2FGSL-G	50 in. (1270mm)	98.4 ft. (30m)	Glaze
27	Paracell	SH2FGPR	50 in. (1270mm)	98.4 ft. (30m)	Luce
27	Pixela	SH2FGPX	50 in. (1270mm)	98.4 ft. (30m)	Luce
Stripe					
29	Fusion Pearl	SH2CSFP	50 in. (1270mm)	98.4 ft. (30m)	—
29	Fine String	SH2PTFS	50 in. (1270mm)	98.4 ft. (30m)	—
29	String	SH2PTST	50 in. (1270mm)	98.4 ft. (30m)	—
29	Wind	SH2PTWD	50 in. (1270mm)	98.4 ft. (30m)	—
29	Safari	SH2PTSR	50 in. (1270mm)	98.4 ft. (30m)	—
29	String Reverse	SH2PTSTR	50 in. (1270mm)	98.4 ft. (30m)	—
29	Fine	SH2FGFN	50 in. (1270mm)	98.4 ft. (30m)	Luce
29	Seattle	SH2DGST	50 in. (1270mm)	98.4 ft. (30m)	—



3M™ FASARA™ Glass Finishes

Pg.	Pattern Name	Product Code	width	length	same color
29	Seattle Fine	SH2DGST-f	50 in. (1270mm)	98.4 ft. (30m)	—
29	Shutie	SH2FGST	50 in. (1270mm)	98.4 ft. (30m)	Luce
29	Shutie Black	SH2BKST	50 in. (1270mm)	98.4 ft. (30m)	—
29	Arpa	SH2FGAP	50 in. (1270mm)	98.4 ft. (30m)	Luce
29	Arpa Crystal	SH2APCR	50 in. (1270mm)	98.4 ft. (30m)	—
29	Arpa Black	SH2BKAP	50 in. (1270mm)	98.4 ft. (30m)	—




3M™ DI-NOC™ Glass Finishes

Pg.	Pattern Name	Product Code	width	length	same color
 31	FW-1129DG Wood	—	48 in. (1220mm)	82.0 ft. (25m)	—
 31	FW-1022DG Wood	—	48 in. (1220mm)	82.0 ft. (25m)	—
 31	FW-1751DG Wood	—	48 in. (1220mm)	82.0 ft. (25m)	—
31	FA-1156DG Textile Silk	—	48 in. (1220mm)	82.0 ft. (25m)	—
 31	MW-1419DG Metallic Wood	—	48 in. (1220mm)	82.0 ft. (25m)	—
31	FA-1161DG Abstract	—	48 in. (1220mm)	82.0 ft. (25m)	—
 31	SI-1689DG Textile Silk	—	48 in. (1220mm)	82.0 ft. (25m)	—
 31	NU-1786DG Textile	—	48 in. (1220mm)	82.0 ft. (25m)	—
 31	SI-1613DG Textile Silk	—	48 in. (1220mm)	82.0 ft. (25m)	—
31	ME-1716DG Metallic Hairline	—	48 in. (1220mm)	82.0 ft. (25m)	—
31	ME-1434DG Metallic Hairline	—	48 in. (1220mm)	82.0 ft. (25m)	—
31	ME-379DG Metallic Hairline	—	48 in. (1220mm)	82.0 ft. (25m)	—
31	ME-432DG Metallic	—	48 in. (1220mm)	82.0 ft. (25m)	—
31	PA-180DG Metallic	—	48 in. (1220mm)	82.0 ft. (25m)	—
31	RT-1827DG Metallic Rust	—	48 in. (1220mm)	82.0 ft. (25m)	—
31	ST-1831DG Stone	—	48 in. (1220mm)	82.0 ft. (25m)	—
31	ST-1587DG Stone	—	48 in. (1220mm)	82.0 ft. (25m)	—
 31	AE-1719DG Mortar	—	48 in. (1220mm)	82.0 ft. (25m)	—
 31	FA-1678DG Abstract	—	48 in. (1220mm)	82.0 ft. (25m)	—
 31	FA-1528DG Abstract	—	48 in. (1220mm)	82.0 ft. (25m)	—
 31	PS-503DG Solid Color	—	48 in. (1220mm)	82.0 ft. (25m)	—
31	PS-504DG Solid Color	—	48 in. (1220mm)	82.0 ft. (25m)	—


3M™ Dichroic Glass Finishes

Pg.	Pattern Name	Product Code	width	length
33	Blaze	DF-PA Blaze 	48 in. (1220mm)	98.4 ft. (30m)
33	Chill	DF-PA Chill 	48 in. (1220mm)	98.4 ft. (30m)

3M™ Crystal Dusted and Frosted Glass Finishes

Pg.	Pattern Name	Product Code	width	length
35	Dusted White	7725SE-314 	48/60 in. (1220/1524mm)	150 ft. (46m)
35	Frosted White	7725SE-324 	48/60 in. (1220/1524mm)	150 ft. (46m)
35	Frosted Gold	7725SE-331 	48 in. (1220mm)	150 ft. (46m)

 For exterior applications

 This product is manufactured to order. Contact your local 3M sales rep to learn more on its lead time and minimum order quantity

**Gradation**



Mist-W SH2FGMI-W

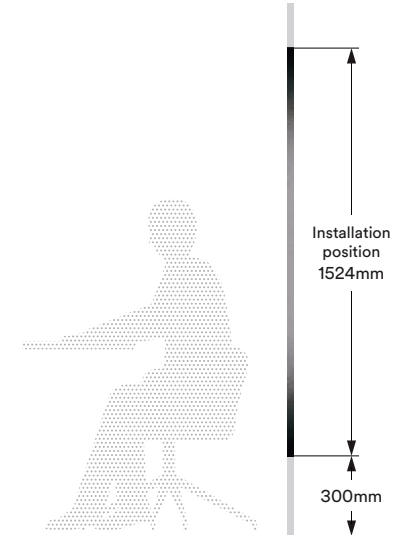
Center Gradation



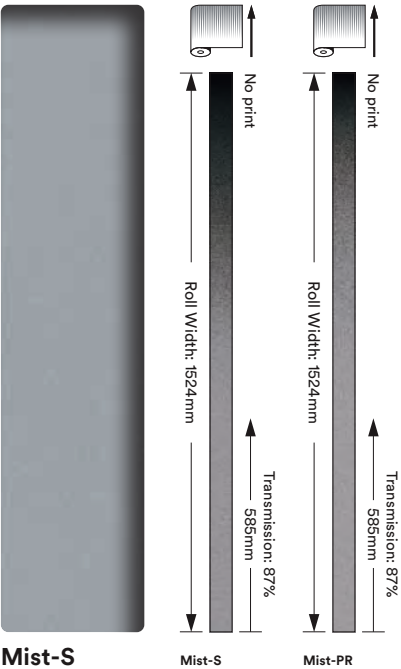
Mist-W  
SH2FGMI-W NEW

Mist-W

Example of Mist-W installation position  
The same installation position is recommended for Pop-W, Oval, Sand and Cloud.



Single Gradation



Mist-S  
SH2FGMI-S NEW

Mist-S

Mist-PR  
SH2FGMI-PR NEW

Mist-PR



Mist-S



Mist-PR

Mist-S and Mist-PR have different levels of haze in the gradation area.  
Mist-PR design has more haze for more privacy than Mist-S.

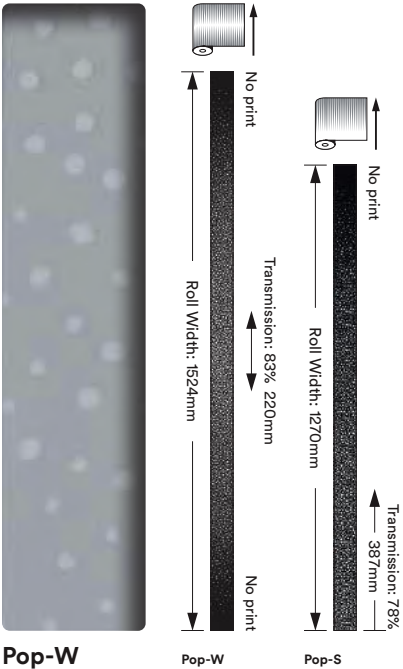


Gradation



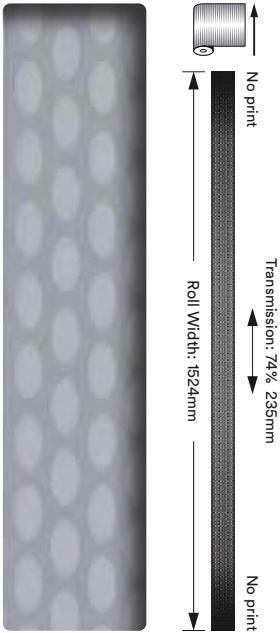
1 Pop-W SH2FGPP-W 2 Pop-S SH2FGPP-S

Center and Single Gradation



**Pop-W**  
SH2FGPP-W NEW  
(Center gradation type)

**Pop-S**  
SH2FGPP-S NEW  
(Single gradation type)

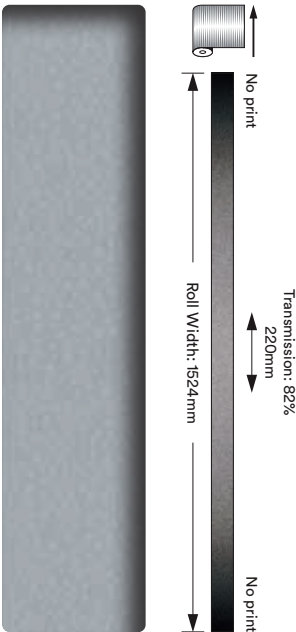


**Oval**  
SH2FGOV NEW

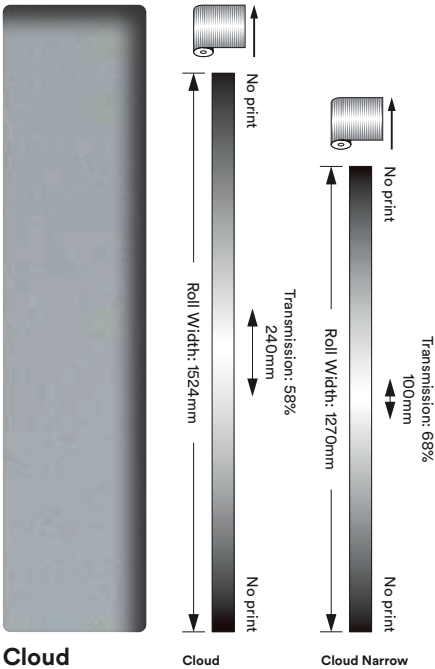


Oval

Center Gradation



**Sand**  
SH2FGSD NEW



**Cloud**  
SH2FGCL  
**Cloud Narrow**  
SH2FGCN



**Cloud Narrow**  
Light Gray  
SH2FGCNL



**Cloud Narrow**  
Blue Gray  
SH2FGCNB



**Cloud Narrow**  
Dark Gray  
SH2FGCND



# Gradation

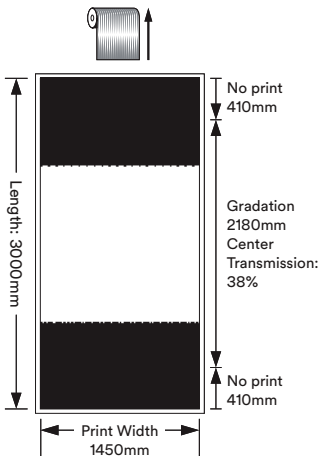


Illumina Seamless-W2 SH2SSIM-W2

Gradation Sheets

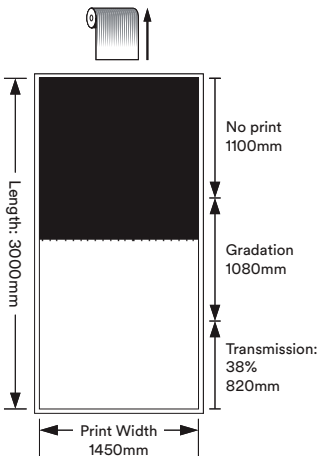
Seamless series

A new gradation series that can cover a large area of glass with a single sheet without seams. Based on the popular Illumina Dot Gradation, the product is designed to ensure privacy without creating a sense of closure. A total of three variations area available, including center gradation, which becomes transparent at both ends of the sheet, single gradation, which becomes transparent at one end of the sheet and privacy single gradation which has a larger gradation area for more privacy coverage. Provided in single panel sheets with the print direction down the sheet length, wound on a small roll.



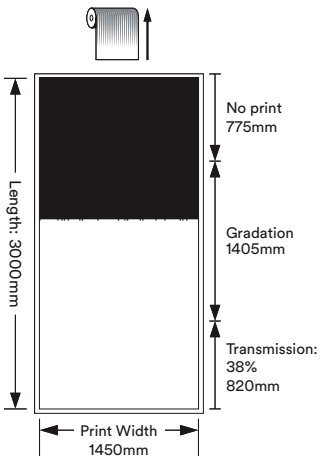
**Illumina Seamless-W2**

SH2SSIM-W2 NEW  
(Center gradation type)



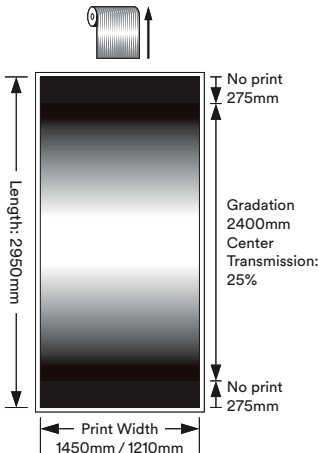
**Illumina Seamless-S2**

SH2SSIM-S2 NEW  
(Single gradation type)



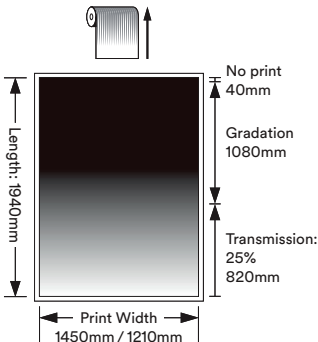
**Illumina Seamless-PR**

SH2SSIM-PR NEW  
(Single gradation type)



**Illumina Silky-W**

SH2SSIM-W  
(Center gradation type)



**Illumina Silky-S**

SH2SSIM-S  
(Single gradation type)



**Illumina Seamless-PR**



Gradation



Illumina Black SH2BKIM / Illumina Reflect SH2SIIM / Illumina SH2FGIM / Illumina-g SH2FGIM-G



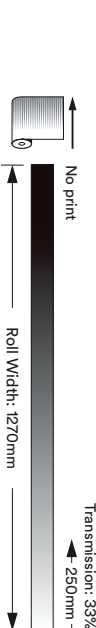
Illumina Silky-W SH2SSIM-W



Single Gradation



**Illumina**  
SH2FGIM



**Illumina**  
SH2FGIM



**Illumina-PR**  
SH2FGIM-PR NEW



**Illumina-g**  
SH2FGIM-G



**Illumina-PR**



**Illumina α**

SH4FGIMX 

+



**Luce**  
SH2FGLU

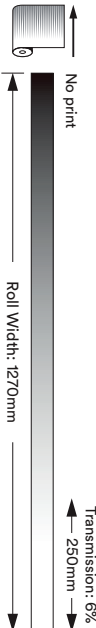
Frost/Matte pattern  
with transmission  
and color that  
compliments  
Gradation pattern



**Glace**  
SH2MAGL



**Illumina Reflect**  
SH2SIIM



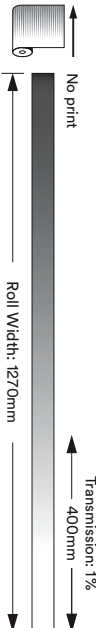
+



**Silver 1**  
RE1SIAR



**Illumina Black**  
SH2BKIM



+



**Opaque Black**  
SH2BKOP



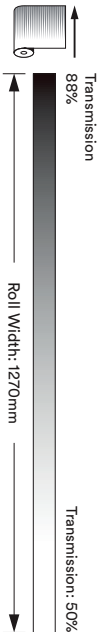
**Illumina Reflect**

# Gradation



Aerina SH2FGAR / Sabrina SH2FGSB / Lontano SH2FGLO / Tsurugi SH2FGTG / Venetian SH2FGVN

Single Gradation

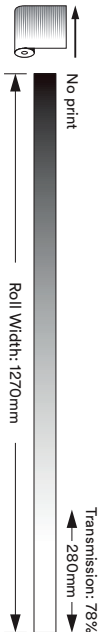


**Aerina**  
SH2FGAR  
+



**Cielo**  
SH2FGCE

Frost/Matte pattern  
with transmission  
and color that  
compliments  
Gradation pattern



**Sabrina**  
SH2FGSB  
+



**Mare**  
SH2FGMR



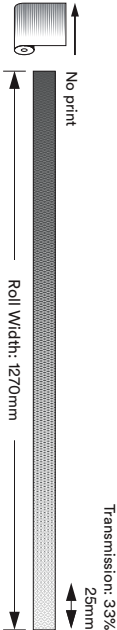
**Lontano**  
SH2FGLO



**Venetian**  
SH2FGVN  
+



**Luce**  
SH2FGLU



**Diamond**  
SH2FGDM  
+



**Luce**  
SH2FGLU



**Tsurugi**  
SH2FGTG



Tsurugi

Natural



1 Shigure SH2BKSG 2 Fibril SH2PTFB 3 Brushed Black SH2BKBR





**Shigure**  
SH2PTSG NEW



**Shigure** Gray  
SH2GRSG NEW



**Shigure** Black  
SH2BKSG NEW



**Fibril**  
SH2PTFB NEW




**Brushed**  
SH2FGBR NEW




**Brushed** Black  
SH2BKBR NEW



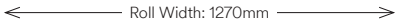
**Shigure / Shigure** Gray / **Shigure** Black



**Fibril**



**Brushed / Brushed** Black





Natural


Natural




1 Terrazzo Black SH2BKTZ 2 Travertine SH2FGTV 3 Terrazzo SH2FGTZ




**Travertine**  
SH2FGTV NEW



**Travertine Black**  
SH2BKTV NEW




**Terrazzo**  
SH2FGTZ NEW



**Terrazzo Black**  
SH2BKTZ NEW



**Travertine / Travertine Black**



**Terrazzo / Terrazzo Black**

\*Image is scaled to show visual details

Frost / Matte



**Matte Crystal 2**  
SH2MACRX2  Exterior



**Matte Crystal-i**  
SH2MACR-I



**Fine Crystal**  
SH2FNCR



**Mare**  
SH2FGMR



**Milky White**  
SH2MAML



**Glace**  
SH2MAGL



**Luce**  
SH2FGLU



**Milky Crystal**  
SH2MLCRX  Exterior



**Milky Milky**  
SH2MAMM



**Lausanne**  
SH2EMLA



**Oslo**  
SH2EMOS




**Essen**  
SH2EMES



**Frost Matte**  
SH2FRMAX  Exterior



**Frost Sucre**  
SH2FRSCX  Exterior



**Chamonix**  
SH2EMCH



**Cielo**  
SH2FGCE



**Opaque White**  
SH2MAOW



**Whiteboard** (dry erase)  
WH-111-G



**Matte Crystal 2**  
SH2MACRX2  Exterior <Transmission:87%>



**Matte Crystal-i**  
SH2MACR-I <85%>



**Fine Crystal**  
SH2FNCR <83%>



**Mare**  
SH2FGMR <78%>




**Milky White**  
SH2MAML <60%>



**Glace**  
SH2MAGL <57%>



**Luce**  
SH2FGLU <33%>



**Milky Crystal**  
SH2MLCRX  Exterior <26%>



**Milky Milky**  
SH2MAMM <28%>



**Lausanne**  
SH2EMLA <85%>




**Oslo**  
SH2EMOS <82%>




**Essen**  
SH2EMES <49%>



**Frost Matte**  
SH2FRMAX  Exterior <89%>



**Frost Sucre**  
SH2FRSCX  Exterior <57%>



**Chamonix**  
SH2EMCH <48%>



**Cielo**  
SH2FGCE <50%>



**Opaque White**  
SH2MAOW <6%>



**Whiteboard** (dry erase)  
WH-111-G



**Reflect/Hairline**

Frost / Matte



Cross Hairline Matte SH2CHMA





**Milky Milky** Light Gray  
SH2MAMML <Transmission:61%>




**Milky Milky** Dark Gray  
SH2MAMMD <51%>



**Milky Milky** Blue Gray  
SH2MAMMB <55%>



**Opaque** Black  
SH2BKOP <1%>




**Hairline** Matte  
SH2HLMA <90%>



**Reflect**  
RE1SIAR



**Chain Mesh** Reflect  
SH2SICMR



**Cross Hairline** Matte  
SH2CHMA <90%>



**Cross Hairline** Sucre  
SH2CHSC <57%>



**Cross Hairline** Milky  
SH2CHML <26%>



**Frost Walnut**  
SH2PTFW <87%>



**Frost Walnut** Smoke  
SH2PTFWS <49%>



**Cross Hairline** Matte Light Gray  
SH2CHMAL <51%>

Washi/Fabric



Pyrgos SH2PTPG



Buckram Pearl + Gray SH2FGBUG

Reflect / Hairline



**Pyrgos**  
SH2PTPG



**Straight Washi**  
SH2FGSW



**Yamato**  
SH2PTYA




**Altair**  
SH2FGAT



**Vega**  
SH2FGVG




**Safu**  
SH2PTSF



**Sagano**  
SH2PTSA2



**Rikyu**  
SH2PTRK



**Sensai Linen**  
SH2FGSE



**Sensai Linen Champagne Gold**  
SH2CSSEC



**Grain Champagne Gold**  
SH2CSGC



**Linen**  
SH2FGLN



**Canvas**  
SH2FGCV



**Canvas Champagne Gold**  
SH2CSCVC



**Linen Crystal**  
SH2LNCR



**Buckram**  
SH2FGBU



**Buckram Pearl + Gray**  
SH2FGBUG



**Weave Pearl**  
SH2EMWP




**Weave Pearl + Dark Gray**  
SH2EMWG



**Geometric**



**Cut Glass** Pearl SH2CSCP



**Vista** SH2FGVI




**Cut Glass**  
SH2CSC



**Cut Glass Pearl**  
SH2CSCP



**Astral silver**  
SH2CSAS



**Vista**  
SH2FGVI



**Shizuku**  
SH2FGSK




**Kanon**  
SH2FGKN



**Luna 6**  
SH2PCL6




**Luna 9**  
SH2PCL9



**Slat**  
SH2FGSL



**Lattice**  
SH2FGLT



**Slat-g**  
SH2FGSL-G



**Paracell**  
SH2FGPR



**Pixela**  
SH2FGPX



Stripe




String SH2PTST



Shutie Black SH2BKST


Geometric



**Fusion Pearl**  
SH2CSFP



**Fine String**  
SH2PTFS



**String**  
SH2PTST



**Wind**  
SH2PTWD



**Safari**  
SH2PTSR



**String Reverse**  
SH2PTSTR



**Fine**  
SH2FGFN




**Seattle**  
SH2DGST



**Seattle Fine**  
SH2DGST-F



**Shutie**  
SH2FGST




**Shutie Black**  
SH2BKST



**Arpa**  
SH2FGAP



**Arpa Crystal**  
SH2APCR




**Arpa Black**  
SH2BKAP

**3M™ DI-NOC™ Glass Finishes**



FA-1161DG



FA-1678DG / FW-1022DG / FA-1528DG / ST-1587DG / FA-1161DG

Stripe





**Wood**

FW-1129DG (DG-1129)




**Wood**

FW-1022DG (DG-1022)



**Wood**

FW-1751DG (DG-1751)



**Textile Silk**

FA-1156DG (DG-1156)



**Metallic Wood**

MW-1419DG NEW



**Abstract**

FA-1161DG (DG-1161)



**Textile Silk**

SI-1689DG (DG-1689)




**Textile**

NU-1786DG (DG-1786)



**Textile Silk**

SI-1613DG (DG-1613)



**Metallic Hairline**

ME-1716DG (DG-1716)



**Metallic Hairline**

ME-1434DG NEW



**Metallic Hairline**

ME-379DG (DG-379)



**Metallic**

ME-432DG (DG-432)




**Metallic**

PA-180DG NEW



**Metallic Rust**

RT-1827DG NEW



**Stone**

ST-1831DG (DG-1831)



**Stone**

ST-1587DG (DG-1587)



**Mortar**

AE-1719DG (DG-1719)




**Abstract**

FA-1678DG (DG-1678)



**Abstract**

FA-1528DG (DG-1528)



**Solid Color**

PS-503DG (DG-503)




**Solid Color**

PS-504DG (DG-504)



## Dichroic



Dichroic Chill DF-PA



**Chill**  
DF-PA Chill  Exterior



**Blaze**  
DF-PA Blaze  Exterior



**Crystal Dusted and Frosted**




Diehroic





**Dusted White**  
7725SE-314  Exterior



**Frosted White**  
7725SE-324  Exterior



**Frosted Gold**  
7725SE-331  Exterior

# Explore the possibilities with 3M™ Glass Finishes.



**Illumina** Reflect SH2SIIM  
Photo: Yousuke Harigane



-  SIGNALÉTIQUE
-  VITROPHANIE
-  ENSEIGNE
-  DÉPLOIEMENT D'IMAGE
-  VISUEL ET ADHÉSIF
-  REVÊTEMENT DÉCORATIF
-  FILM SOLAIRE ET TECHNIQUE
-  SOLUTION D'ÉCRITURE

01 47 36 60 00 | [contact@3ds.fr](mailto:contact@3ds.fr)



3M, DI-NOC and FASARA are trademarks of 3M. All other trademarks are property of their respective owners. Please recycle. © 3M 2025. All rights reserved.



Cover and pages made from 50% recycled paper and printed with vegetable oil based ink.



Ver.1

UU-0131-3837-3  
7100337304  
FAS-210-C